



PUMA®

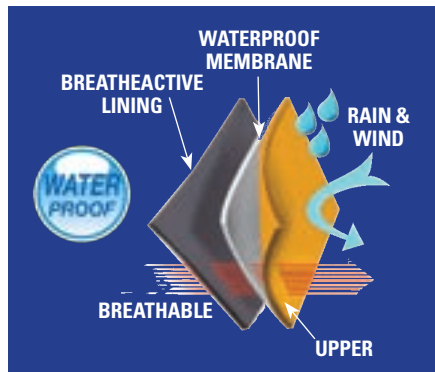
SAFETY



SCUFF CAP RANGE

630737 CONQUEST BLACK SCUFF CAP SAFETY BOOT

The fully enclosed Coa.tex waterproof membrane protects the whole boot including the stitching and tongue.



Anti-Perforation Midsole



300°C heat resistant, slip resistant rubber outsole.



BreathActive functional lining.

Water repellent premium nubuck leather upper.



YKK spiral zip at the side.

Drawn up scuff cap in the toe area to avoid leather abrasion when working on knees.

Electrical Hazard rated to ASTM F2413 Standard (USA).



Puma Evercushion BA Plus insole for maximum cushioning.

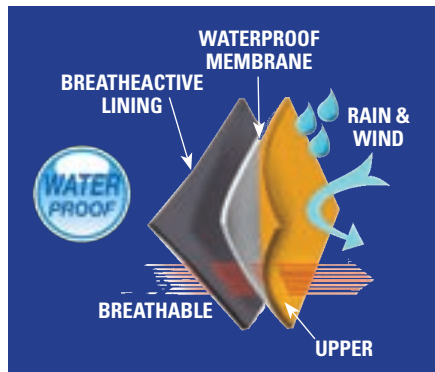


Fibreglass Toe Cap with 200j impact protection.



630727 CONQUEST WHEAT SCUFF CAP SAFETY BOOT

The fully enclosed Coa.tex waterproof membrane protects the whole boot including the stitching and tongue.



Anti-Perforation Midsole



300°C heat resistant, slip resistant rubber outsole.



BreathActive functional lining.

Water repellent premium nubuck leather upper.



YKK spiral zip at the side.

Drawn up scuff cap in the toe area to avoid leather abrasion when working on knees.

Electrical Hazard rated to ASTM F2413 Standard (USA).



Puma Evercushion BA Plus insole for maximum cushioning.



Fibreglass Toe Cap with 200j impact protection.



MEN'S SIZES

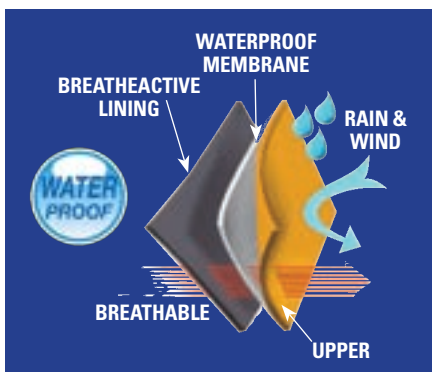
WOMEN'S SIZES

Euro 41 - 48 (UK/AU 7-13)

Euro 36 - 40 (US Women 5 - 8.5; UK/AU 3 - 6.5)

630527 SIERRA NEVADA BLACK SCUFF CAP SAFETY BOOT

The fully enclosed Coa.tex waterproof membrane protects the whole boot including the stitching and tongue.



GelCell shock absorber integrated in the heel.



300°C heat resistant, slip resistant rubber outsole.



BreathActive functional lining.

Water repellent waxed premium leather upper with dust tongue and collar of CORDURA®.



YKK spiral zip at the side.

Drawn up scuff cap in the toe area to avoid leather abrasion when working on knees.

Electrical Hazard rated to ASTM F2413 Standard (USA).



Puma Evercushion BA Plus insole for maximum cushioning.

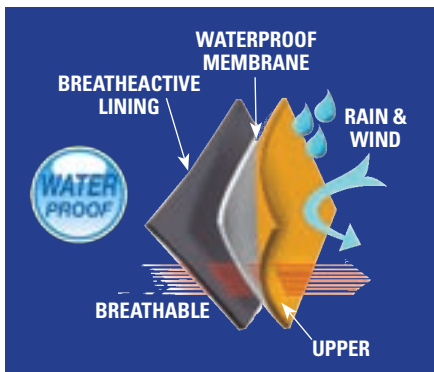


Fibreglass Toe Cap with 200j impact protection.



630227 SIERRA NEVADA BROWN SCUFF CAP SAFETY BOOT

The fully enclosed Coa.tex waterproof membrane protects the whole boot including the stitching and tongue.



GelCell shock absorber integrated in the heel.



300°C heat resistant, slip resistant rubber outsole.



BreathActive functional lining.

Water repellent waxed premium leather upper with dust tongue and collar of CORDURA®.



YKK spiral zip at the side.

Drawn up scuff cap in the toe area to avoid leather abrasion when working on knees.

Electrical Hazard rated to ASTM F2413 Standard (USA).



Puma Evercushion BA Plus insole for maximum cushioning.



Fibreglass Toe Cap with 200j impact protection.



640427
CASCADES BLACK
SCUFF CAP SAFETY BOOT

Electrical Hazard rated to
ASTM F2413 Standard
(USA).



GelCell shock absorber
integrated in the heel.



300°C heat resistant, slip
resistant rubber outsole.



BreathActive
functional lining.

Water repellent
waxed premium
leather upper with dust
tongue and collar of
CORDURA®.

Drawn up scuff cap in
the toe area to avoid
leather abrasion when
working on knees.

Puma Evercushion
BA Plus insole for
maximum cushioning.



Fibreglass
Toe Cap with 200j
impact protection.



630797
TORNADO BLACK
SCUFF CAP SAFETY BOOT



YKK spiral zip at the side.

GelCell shock absorber
integrated in the heel.



300°C heat resistant, slip
resistant rubber outsole.



BreathActive
functional lining.

Water repellent
premium nubuck
leather upper.

Drawn up scuff cap in the toe
area to avoid leather abrasion
when working on knees.

Electrical Hazard
rated to ASTM F2413
Standard (USA).



Puma Evercushion
BA Plus insole for
maximum cushioning.



Fibreglass
Toe Cap with 200j
impact protection.



630777
TORNADO STONE
SCUFF CAP SAFETY BOOT



YKK spiral zip at the side.

GelCell shock absorber integrated in the heel.



300°C heat resistant, slip resistant rubber outsole.



BreathActive functional lining.

Water repellent premium nubuck leather upper.

Drawn up scuff cap in the toe area to avoid leather abrasion when working on knees.

Electrical Hazard rated to ASTM F2413 Standard (USA).



Puma Evercushion BA Plus insole for maximum cushioning.



Fibreglass Toe Cap with 200j impact protection.



630787 TORNADO WHEAT SCUFF CAP SAFETY BOOT



YKK spiral zip at the side.

GelCell shock absorber integrated in the heel.



300°C heat resistant, slip resistant rubber outsole.



BreathActive functional lining.

Water repellent premium nubuck leather upper.

Drawn up scuff cap in the toe area to avoid leather abrasion when working on knees.

Electrical Hazard rated to ASTM F2413 Standard (USA).



Puma Evercushion BA Plus insole for maximum cushioning.



Fibreglass Toe Cap with 200j impact protection.



630347 TANAMI BLACK SCUFF CAP SAFETY BOOT



BreathActive
functional lining.

Elastic sided.

Water repellent waxed
premium leather upper.

Drawn up scuff cap in the toe
area to avoid leather abrasion
when working on knees.

Electrical Hazard
rated to ASTM F2413
Standard (USA).



Puma Evercushion
BA Plus insole for
maximum cushioning.



Fibreglass
Toe Cap with 200j
impact protection.



GelCell shock absorber
integrated in the heel.



300°C heat resistant, slip
resistant rubber outsole.



630267
TANAMI BROWN
SCUFF CAP SAFETY BOOT



BreathActive
functional lining.

Elastic sided.

Water repellent waxed
premium leather upper.

Drawn up scuff cap in the toe
area to avoid leather abrasion
when working on knees.

Electrical Hazard
rated to ASTM F2413
Standard (USA).



Puma Evercushion
BA Plus insole for
maximum cushioning.



Fibreglass
Toe Cap with 200j
impact protection.



GelCell shock absorber
integrated in the heel.



300°C heat resistant, slip
resistant rubber outsole.



630377 TANAMI WHEAT SCUFF CAP SAFETY BOOT



BreathActive
functional lining.

Elastic sided.

Water repellent
premium nubuck
leather upper.

Drawn up scuff cap in the toe
area to avoid leather abrasion
when working on knees.

Electrical Hazard
rated to ASTM F2413
Standard (USA).



Puma Evercushion
BA Plus insole for
maximum cushioning.



Fibreglass
Toe Cap with 200j
impact protection.



GelCell shock absorber
integrated in the heel.



300°C heat resistant, slip
resistant rubber outsole.





URBAN EFFECT RANGE

644677
FRONTSIDE IVY
URBAN EFFECT SAFETY SHOE



Anti-static Electrostatic Discharge to prevent the build up of electrostatic charge.

Puma Evercushion custom fit insoles.



Triple density two-layered midsole of EVA and EFFECT.FOAM for excellent cushioning.



BreathActive functional lining.

Sandwich-mesh with microfibre upper.



TPU ankle support element.

300°C heat resistant, slip resistant rubber outsole.



Fibreglass Toe Cap with 200j impact protection.



644657
AIRTWIST BLACK/WHITE
URBAN EFFECT SAFETY SHOE

Triple density two-layered
midsole of EVA and EFFECT.
FOAM for excellent
cushioning.



BreathActive
functional lining.

Water repellent suede
leather with reflective
elements.

Puma Evercushion
custom fit insoles.



TPU ankle support element.

300°C heat resistant, slip
resistant rubber outsole.



Fibreglass Toe Cap
with 200j impact
protection.



AIRTWIST BLUE/WHITE

URBAN EFFECT SAFETY SHOE

Triple density two-layered
midsole of EVA and EFFECT.
FOAM for excellent
cushioning.



BreathActive
functional lining.

Water repellent suede
leather with reflective
elements.

Puma Evercushion
custom fit insoles.



TPU ankle support element.

300°C heat resistant, slip
resistant rubber outsole.



Fibreglass Toe Cap
with 200j impact
protection.





URBAN RANGE

643057
VIVID KNIT BLACK/GREEN
URBAN SAFETY SHOE

Puma Evercushion insole incorporates recycled materials.



idCELL shock absorber integrated in the heel.



300°C heat resistant, slip resistant rubber outsole.



BreathActive functional lining.



Safety knit upper incorporates recycled materials.

TPU scuff cap protection to avoid abrasion when working on knees.

Recycled and sustainable materials used in the construction of the footwear.



Fibreglass Toe Cap with 200j impact protection.



643167
ELEVATE KNIT BLACK/GREY
URBAN SAFETY SHOE

idCELL shock absorber
integrated in the heel.



300°C heat resistant, slip
resistant rubber outsole.



BreathActive
functional lining.

Knitted fabric upper
with TPU inserts.

TPU scuff cap
protection to avoid
abrasion when
working on knees.

Puma Evercushion
BA Plus insole for
maximum cushioning.



Composite
Toe Cap with 200j
impact protection.



643067
BLAZE KNIT BLUE/BLACK
URBAN SAFETY SHOE

idCELL shock absorber
integrated in the heel.



300°C heat resistant, slip
resistant rubber outsole.



BreathActive
functional lining.

Knitted fabric upper
with TPU inserts.

Spare laces included.



TPU scuff cap
protection to avoid
abrasion when
working on knees.

Puma Evercushion
BA Plus insole for
maximum cushioning.



Composite
Toe Cap with 200j
impact protection.



633147
CROSSTWIST MID BLUE/ORANGE
URBAN SAFETY SHOE

idCELL shock absorber
integrated in the heel.



BreathActive
functional lining.

Nubuck finished coated
leather upper.

Puma Evercushion
BA Plus insole for
maximum cushioning.



TPU scuff cap
protection to avoid
abrasion when
working on knees.

Composite
Toe Cap with 200j
impact protection.



300°C heat resistant, slip
resistant rubber outsole.



633187
DASH WHEAT
URBAN SAFETY SHOE

idCELL shock absorber
integrated in the heel.



BreathActive
functional lining.

Water repellent nubuck
leather upper.

Puma Evercushion BA
Plus insole for maximum
cushioning.



TPU scuff cap
protection to avoid
abrasion when
working on knees.



300°C heat resistant, slip
resistant rubber outsole.



Composite
Toe Cap with 200j
impact protection.





METRO SAFETY RANGE

642717
AMSTERDAM BLACK/YELLOW
METRO SAFETY SHOE

Fully layer of poron on
top of midsole.



EVA cushioning pad
integrated in the heel.



BreathActive
functional lining.

Water repellent
nubuck leather upper.

Puma Evercushion
Pro insoles.



Slip resistant TPU sole with
torsion control system.
Made in Italy.



Aluminium Toe Cap
with 200j impact
protection.





MOTION CLOUD RANGE

644577
PUSH BLACK
MOTION CLOUD SAFETY SHOE

IMPULSE.FOAM anti-fatigue
midsole for maximum
cushioning, stability and
comfort.



300°C heat resistant,
slip resistant rubber
outsole with self cleaning
properties and POWER
PLATE torsion control
element.



BreathActive
functional lining.

Quickfit laces.

Microfibre upper with
TPU strengthening
element.



Spare pair of standard
laces included



Puma Evercushion
BA insoles.



Fibreglass Toe Cap
with 200j impact
protection.



644497
SPEED BLACK/RED
MOTION CLOUD SAFETY SHOE

IMPULSE.FOAM anti-fatigue
midsole for maximum
cushioning, stability and
comfort.



300°C heat resistant,
slip resistant rubber
outsole with self cleaning
properties and POWER
PLATE torsion control
element.



BreathActive
functional lining.

Safety Knit breathable
upper.

Puma Evercushion
custom fit insoles.



Fibreglass Toe Cap
with 200j impact
protection.



644567
PURSUIT BLACK
MOTION CLOUD SAFETY SHOE

IMPULSE.FOAM anti-fatigue
midsole for maximum
cushioning, stability and
comfort.



300°C heat resistant,
slip resistant rubber
outsole with self cleaning
properties and POWER
PLATE torsion control
element.



BreathActive
functional lining.

Microfibre upper with
breathable textile
inserts.

Puma Evercushion
custom fit insoles.



Fibreglass Toe Cap
with 200j impact
protection.



644557
CHARGE BLACK/ORANGE
MOTION CLOUD SAFETY SHOE

IMPULSE.FOAM anti-fatigue midsole for maximum cushioning, stability and comfort.



300°C heat resistant, slip resistant rubber outsole with self cleaning properties and POWER PLATE torsion control element.



BreathActive functional lining.

Safety Knit breathable upper with TPU eyelet element.

Puma Evercushion custom fit insoles.



Fibreglass Toe Cap with 200j impact protection.





RUNNING RANGE

643807
PACE 2.0 GREY/YELLOW
RUNNING SAFETY SHOE

IMPULSE.FOAM anti-fatigue
midsole for maximum
cushioning, stability and
comfort.



Anti-Perforation Midsole



300°C heat resistant, slip
resistant rubber outsole.



BreathActive
functional lining.



Anti-static Electrostatic
Discharge to prevent the build up
of electrostatic charge.

Puma Evercushion
BA insoles.



Microfibre upper with
highly breathable
sandwich-mesh.



Fibreglass Toe Cap
with 200j impact
protection.



643837 RELAY BLACK RUNNING SAFETY SHOE

IMPULSE.FOAM anti-fatigue midsole for maximum cushioning, stability and comfort.



Puma Evercushion BA insoles.



300°C heat resistant, slip resistant rubber outsole.



BreathActive functional lining.

Quickfit laces

Nylon upper with Fuse.tec elements.



Anti-static Electrostatic Discharge to prevent the build up of electrostatic charge.

Spare pair of standard laces included



Fibreglass Toe Cap with 200j impact protection.





HERITAGE RANGE

630057
FRONTCOURT MID
HERITAGE SAFETY SHOE

idCELL shock absorber
integrated in the heel and
forefoot.



BreathActive
functional lining.



Anti-static Electrostatic
Discharge to prevent the build up
of electrostatic charge.

Puma Evercushion
Relief insoles.



Water repellent
smooth leather upper.



300°C heat resistant,
SRC rated slip resistant
rubber outsole with
herringbone pattern and
rotation point.



Fibreglass Toe Cap
with 200j impact
protection.



640007
ICONIC BLACK
HERITAGE SAFETY SHOE

idCELL shock absorber
integrated in the heel and
forefoot.



BreathActive
functional lining.



Anti-static Electrostatic
Discharge to prevent the build up
of electrostatic charge.

Puma Evercushion
Relief insoles.



Water repellent smooth
leather upper.



300°C heat resistant,
SRC rated slip resistant
rubber outsole with
herringbone pattern and
rotation point.



Fibreglass Toe Cap
with 200j impact
protection.



640017
ICONIC BLACK/WHITE
HERITAGE SAFETY SHOE

idCELL shock absorber
integrated in the heel and
forefoot.



BreathActive
functional lining.



Anti-static Electrostatic
Discharge to prevent the build up
of electrostatic charge.

Puma Evercushion
Relief insoles.



Premium
suede leather upper.



300°C heat resistant,
SRC rated slip resistant
rubber outsole with
herringbone pattern and
rotation point.



Fibreglass Toe Cap
with 200j impact
protection.



640027
ICONIC BLUE/WHITE
HERITAGE SAFETY SHOE

idCELL shock absorber
integrated in the heel and
forefoot.



BreathActive
functional lining.



Anti-static Electrostatic
Discharge to prevent the build up
of electrostatic charge.

Puma Evercushion
Relief insoles.



Premium
suede leather upper.



300°C heat resistant,
SRC rated slip resistant
rubber outsole with
herringbone pattern and
rotation point.



Fibreglass Toe Cap
with 200j impact
protection.

